



WhatsApp

Kooras yar



Golaha Qorshaynta Bulshada Ottawa

Yoolalka Koorsada

Dhamaadka koorsadan yar, waxaad baran doontaa:

Waa maxay WhatsApp & sida ay u shaqeyso.

Sida loo sameeyo akoon & profile

Sida loo diro fariimaha, sawirada & muuqaalada.

Sida loo sameeyo wicitaano iyo wicitaano muuqaal ah.

Asturnaanta aasaasiga ah & talooyinka amniga



Golaha Qorshaynta Bulshada Ottawa

Waa maxay WhatsApp?

WhatsApp waa app bilaash ah oo kuu ogolaanaya inaad dirto **fariimaha qoraalka ah, sawiro, muuqaalo, fariimo cod ah**, oo samee **wicitaanada cod iyo muqaal** internetka.

Waxay ku shaqeysaa **iPhone, Android**, iyo xataa kaaga **Kombiyuutarka (iyada oo loo marayo Webka WhatsApp)**.

Waxay isticmaashaa kaaga **lambarka telefoonka**, ma aha username.

Qodobka muhiimka ah: Waxaad u baahan tahay nambarka gacanta iyo isku xirka internetka (Wi-Fi ama data).



Dejinta WhatsApp

Tallaabada 1: Soo deji abka

Laga soo bilaabo App Store (iPhone) ama Google Play Store (Android).

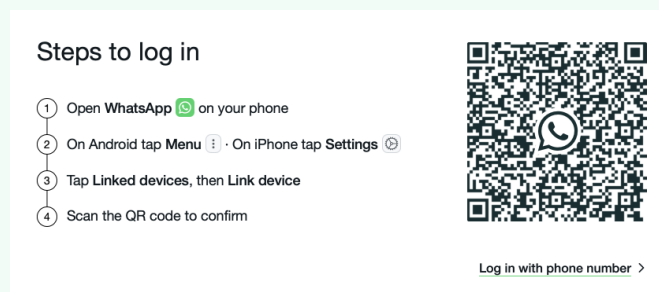
Ka raadi "WhatsApp Messenger" ee Meta.

Tallaabada 2: Diiwaangeli lambarkaaga taleefanka

WhatsApp ayaa kuu soo diri doona a 6-code code SMS ahaan si loo xaqiijiyo lambarkaaga.

Talaabada 3: Deji profile kaaga

Ku dar a sawirka profile iyo magac si saaxiibadu kuu gartaan.



Golaha Qorshaynta Bulshada Ottawa

Diritaanka Fariimaha & Warbaahinta

Ku dhufo "**Chats**" **tab** in la bilaabo ama la sii wado wada hadalka.

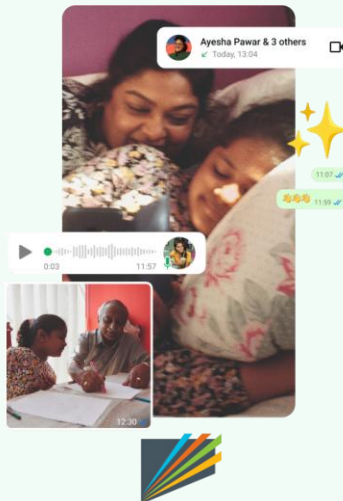
Taabo **icon fariin cusub** (sida caadiga ah xumbo hadal leh qalin) si aad u bilowdo sheekeysiga.

Waxaad diri kartaa:

Fariimaha qoraalka

Sawiro & Muuqaalo (ka soo qaad gallerykaaga ama mid cusub qaado)

Fariimaha codka (qabso badhanka makarafoonka oo hadal)



Wacyigelinta

Si aad wax badan uga ogaato Wicitaannada WhatsApp-ka ([RIIX HALKAN](#))

Wicitaanada Codka:

Taabo astaanta taleefanka si aad u wacdo xidhiidh kasta oo WhatsApp ah.

Wicitaanada Fiidiyowga:

Taabo astaanta kamarada si aad u bilowdo wicitaan muuqaal ah.

Fiiro gaar ah: Wicitaanadu waxay isticmaalaan intarneedka, si ay u isticmaalaan qorshaha xogtaada haddaanay Wi-Fi ku jirin.



Golaha Qorshaynta Bulshada Ottawa

Asalka asturnaanta & badbaadada

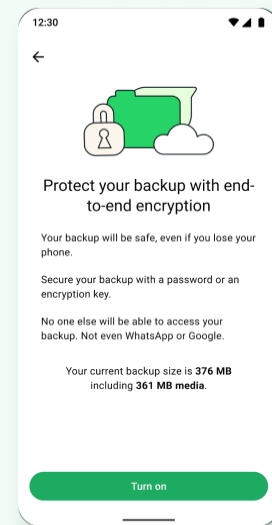
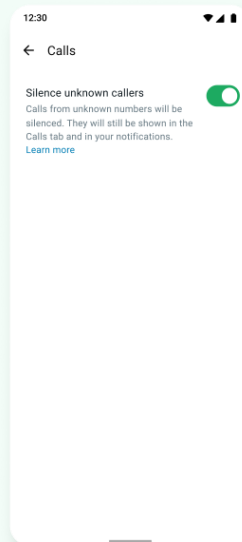
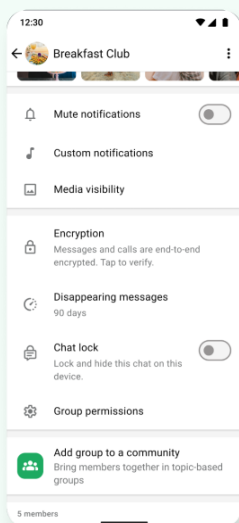
Si aad wax badan uga ogaato asturnaanta WhatsApp ([RIIX HALKAN](#))

WhatsApp chats waa dhamaadka-ilaa-dhamaadka sir adiga iyo qofka aad la sheekaysanaysaan ayaa akhrin kara.

Waad xakameyn kartaa:

- ✓ Yaa arka sawirkaaga profile
- ✓ Yaa arka wakhtigaagii "ugu dambeeyay".
- ✓ Yaa kugu dari kara kooxaha

Tag **Dejinta** > **Qarsoodi** si loo hagaajiyo kuwaas.



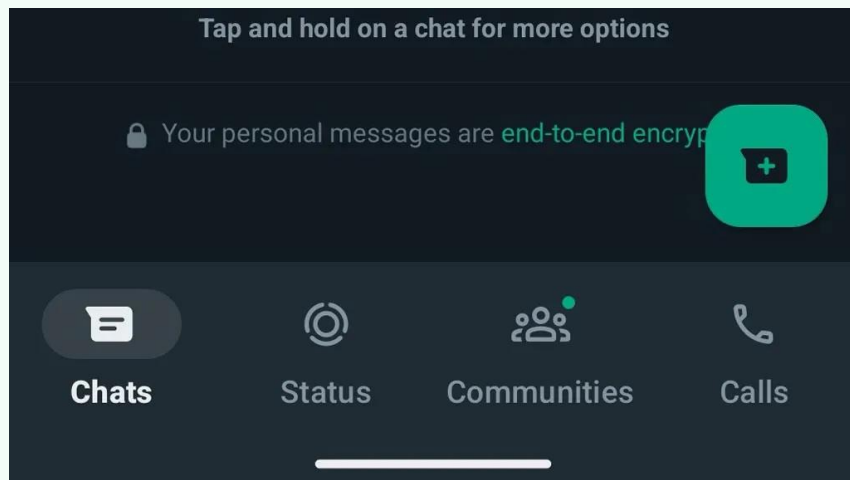
Golaha Qorshaynta Bulshada Ottawa

WhatsApp Talooyin

Isticmaal **WhatsApp Web** at web.whatsapp.com si aad ugala hadasho kombayutarkaga.

Riix fariinta **tirtir ama si toos ah ugu jawaab**.

Ku dheji sheekeysiga muhiimka ah xagga sare adiga oo si toos ah ugu dhufanaya iPhone-ka ama cadaadiska dheer ee Android.



Golaha Qorshaynta Bulshada Ottawa

Khayraadka & Kediska

Ilaha hagaajin kara khibradaada WhatsApp:

[Youtube Video](#)

[Podcast-kayaga \(Maqal kaliya\)](#)

[WhatsApp.com](#)

[Tilmaamaha Farsamada](#)

Kedis

Si aad u gasho QUIZ ([RIIX HALKAN](#))



Golaha Qorshaynta Bulshada Ottawa