



WhatsApp

Mini Course



Social Planning Council Ottawa

Course Goals

By the end of this mini-course, you will learn:

What WhatsApp is & how it works.

How to set up an account & profile.

How to send messages, pictures & videos.

How to make calls & video calls.

Basic privacy & security tips.



What is WhatsApp?

WhatsApp is a free app that lets you send **text messages**, **photos**, **videos**, **voice messages**, and make **voice & video calls** over the internet.

It works on **iPhone**, **Android**, and even on your **computer** (via **WhatsApp Web**).

It uses your **phone number**, not a username.

Key point: You need a mobile number and an internet connection (Wi-Fi or data).



Setting up WhatsApp

Step 1: Download the app

From the App Store (iPhone) or Google Play Store (Android).

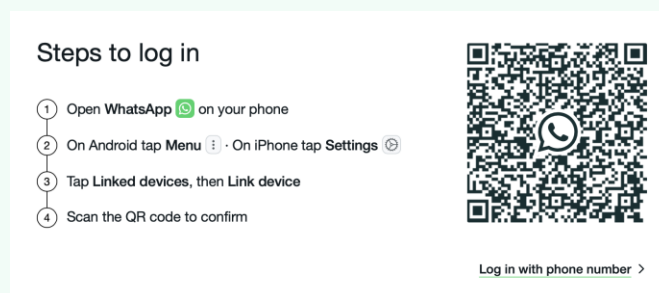
Search for “WhatsApp Messenger” by Meta.

Step 2: Register your phone number

WhatsApp will send you a 6-digit code by SMS to verify your number.

Step 3: Set up your profile

Add a profile photo and name so friends can recognize you.



Social Planning Council Ottawa

Sending Messages & Media

Tap on the “**Chats**” **tab** to start or continue conversations.

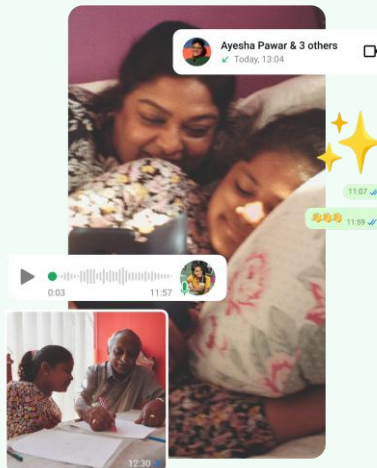
Tap the **new message icon** (usually a speech bubble with a pencil) to start chatting.

You can send:

Text messages

Photos & videos (from your gallery or take a new one)

Voice messages (hold the mic button and speak)



Making Calls

To learn more about WhatsApp Calls ([CLICK HERE](#))

Voice Calls:

Tap the phone icon to call any contact with WhatsApp.

Video Calls:

Tap the camera icon to start a video call.

Note: Calls use internet, so they may use your data plan if not on Wi-Fi.



Social Planning Council Ottawa

Privacy & Safety basics

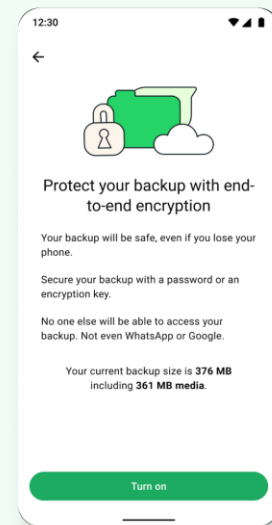
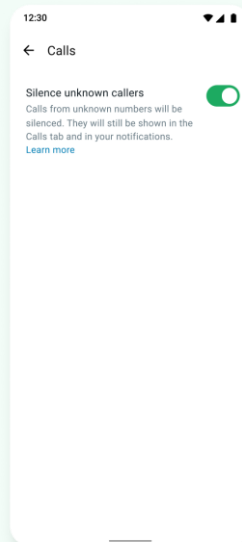
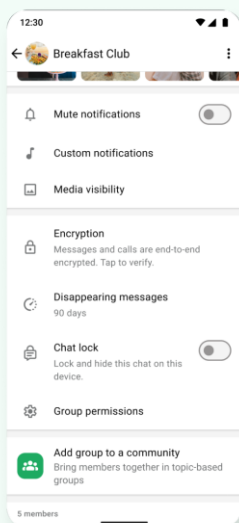
To learn more about WhatsApp privacy ([CLICK HERE](#))

WhatsApp chats are **end-to-end encrypted** only you and the person you're chatting with can read them.

You can control:

- ✓ Who sees your profile photo
- ✓ Who sees your "last seen" time
- ✓ Who can add you to groups

Go to **Settings > Privacy** to adjust these.

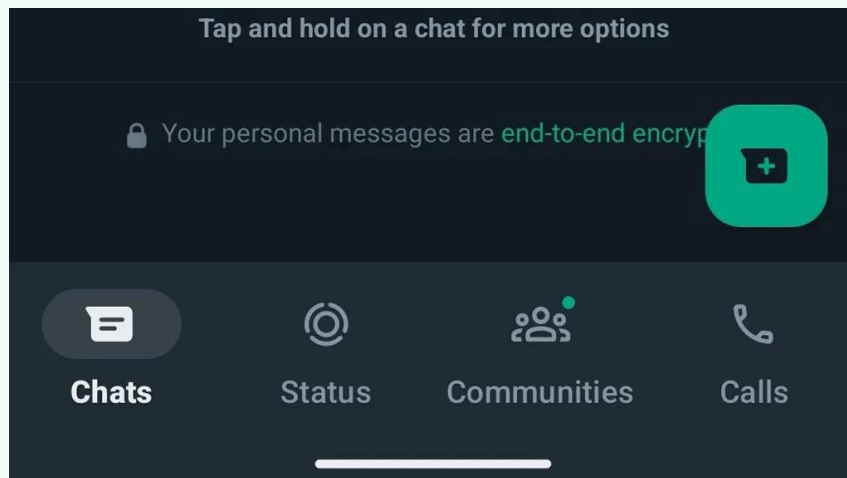


WhatsApp Tips

Use **WhatsApp Web** at web.whatsapp.com to chat from your computer.

Long-press a message to **delete it or reply directly**.

Pin important chats to the top by swiping right on iPhone or long-pressing on Android.



Resources & Quiz

Resources that can improve your WhatsApp experience:

[Youtube Video](#)

[Our Podcast \(Audio Only\)](#)

[WhatsApp.com](#)

[Technical Guide](#)

Quiz

To access QUIZ ([CLICK HERE](#))

